

Amazing Rehabbed and Repurposed Pieces

Rehabbing or Repurposing village pieces has nothing to do with making a village video. Or does it? If your village video has ***things in it that viewers haven't seen before***, it's likely that you will attract more views.

I've done my share of ***amateur*** repurposing with signage and repainting, but there are some serious Christmas village folks out there who can create amazing buildings. These tend toward Christmas in the City collectors, but there are always exceptions to the rule. Some of the folks with Christmas in the City displays want/need the fancier stores of NYC. So, they make their own! Many of these amazing rehabs appear to be the work of artisans!

Be sure to check out all the other topnotch and timely columns on TheVillageCollector.com – the always interesting "*Just So You Know (JSYK)*" by David Spears, "*Phil & Sue's Village*" (from England!), "*From Italy: Villaging in Europe*" by Peppe Apuleo (fascinating!), "*A Dickens Christmas*" and "*Hauntsville*" by Larry Treadwell, and much more by webmaster Bill Channell. ***Please keep visiting the Village Videos page and watch, watch, watch.*** There will be a new batch of village videos starting on the 1st of each month! So many ideas, so little time... and not enough money.

One of the first I ever saw was Red Misha (Misha Franco) taking a D56 Dayfield's Department Store (#808795) and by just using signage he changed it into a Macy's. Notice that he gave the shoppers Macy's bags, too.



Photos by Red Misha

Or you could take Hollydale's Department Store (#55344) and make a Macy's with a little extra paint. Four of these corner stores placed together make a city block department store, an idea I stole.



Photo by Norene Meyer Cox

With just a little signage, Linda Chan transformed a local bank into a worldwide fiduciary.



Photos by Linda Chan

There is a Facebook group called Village Rehabs that has 1,587 members. Allow me to show you what is possible. The typical tools for rehabs are a Dremel tool to open windows, good painting skills, a toolbox of miniatures and color photos to fill the windows and brand the outside signs, glues, and clear plexiglass to finish the windows.

There are lots of pages to follow. Don't worry, they're mostly pictures and very little you will need to read. Follow me into the wonderful world of rehabbing!



Photo by Andy Tran

I don't know what this building's name was before its transformation, but it was turned into a Dunkin Donuts shop.



Photos by Araburo Armanbui

Aside from Misha Franco, one of the best rehabbers I've seen is April Okerholm from Austin, Texas. She took a perfectly good D56 Harley-Davidson® Manufacturing (#54948) building, worth \$50

to \$254 on eBay, and turned it into a Chick-fil-A restaurant (the D56 original version goes for \$425 to \$450 on eBay).



Photo by April Okerholm

She took the Kringles Toy Shop from the D56 Saturday Morning Downtown (#54902) set and turned it into a beautiful Tiffany & Company store.




Snow Village Makeover
by April Okerholm
@BeforeandAfterJunkie



Photo by April Okerholm

Another rehab by April was D56 Foster Pharmacy (#58916), worth \$45 to \$157 on eBay, changed into a Rose Apothecary shop.



Photos by April Okerholm

Here is a rehab by April that was D56's Mrs. Stover's Bungalow Candies (#58917), worth from \$25 to \$160 on eBay, changed into a Godiva chocolate shop.



@BeforeandAfterJunkie



April took a D56 Lionel Electric Trains (#54947) shop, worth \$19 to \$160 on eBay, and made a Harry Winston jewelry store.



Photos by April Okerholm

Here is one that shows her imagination. Let's start with a D56 Main Street Medical (#55306), worth \$65 to \$162 on eBay, and change it into a Cartier store with an adjoining Starbucks and upstairs Monolo Blahnik store.



Photo by April Okerholm

Or let's take the D56 Spam Museum (#06225), worth \$25 to \$60 on eBay, and transform it into H-E-B Fresh Foods grocery store, a Texas food store chain.



Snow Village Makeover
by April Okerholm

@BeforeandAfterJunkie



Photo by April Okerholm

How about a D56 1986 Carriage House (#50717), worth \$25 to \$54 on eBay, changed into a Chanel store? This rehab required some major Dremel tool porcelain removal.



Snow Village Makeover
by April Okerholm
@BeforeandAfterJunkie

Photo by April Okerholm

In this April rehab she shows us an intermediate step after the Dremel tool has been used. She took a Polaris Snowmobile Dealership (#55078), worth from \$60 to \$200 on eBay, and transformed it into a Manolo Blahnik shoe store.



How about the D56 Prairie House (#51560), worth \$25 to \$75 on eBay, to an Amore Italian Restaurant?



Do you have a spare D56 Sterling Jewelers (#58926) building?
Worth \$75 to \$106 on eBay, April remade it into a Cartier
Boutique.



Just a couple more April Okerholm rehabs. I'm unsure what the original buildings were, but why not have a Louis Vitton store and a Hooter's Restaurant?



This was a big one – a D56 Hunting Lodge (#54453), worth \$23 to \$200 on eBay, transformed into a Cabela's store!




Photo by April Okerholm

Misha Franco, a.k.a. Red Misha, is the most prolific rehab artist and sells urban stores on a Facebook site. Misha is a graphic artist by trade. The rest of these examples are mostly his. He started with several D56 Snow Village Bakery corner buildings (#50776), worth \$19 to \$116 on eBay, and created urban high-end shopping.





He shows us the steps needed to complete the transformation in this series of photos.



Here is another transformation from Red Misha.



More Tiffany & Company stores.





Rosaria Costa created a Tiffany's store with an accompanying figurine rehab.



Photos by Rosaria Costa




A more expensive transformation from Red Misha is the D56 CIC Lafayette's Bakery, worth \$58 to \$115 on eBay, to a Louis Vuitton store.



He can use less expensive and off-brand buildings, too.





D56 #4035577



D56 #55047





Even little people aren't immune to a rehab upgrade!



Are you less than happy with the D56 Snow Village Starbucks coffee shop? Doesn't fit in with your Christmas in the City display?

Here are a few rehabs using the D56 Clark Street Automat (#58954), worth \$38 to \$160 on eBay.



Photos by Turner Gerard



Photo by Belkys Gutier



Photo by Red Misha



The designers at Department 56 aren't immune to rehabbing, either! They took their own City Lights Christmas Trimmings store (#53448) and made a very limited edition of Bronner's Christmas Wonderland (#06226).



If you have some things we've never seen, show your village to the world! Put it on YouTube. We want to see it!

In my next column on The Village Collector, I don't know what I'm going to write about. I'm out of words for today and I'll try to do better next time.

Questions, comments and/or suggestions are always welcome. You can contact me at: jpetersgolfpro@gmail.com, 419 Washington Avenue, Newport, KY 41071.