

Choosing Video Editing Apps

This is a very difficult topic to discuss, especially if you are a beginner to video editing. Let's go through some options.

A **Big Assumption (#1)** I'm going to make is that you can take your own photographs and short video clips using your now-upgraded composition skills.

Let's make another **Big Assumption (#2)** that you have used the wonderfully technology on your modern smartphone or tablet (iPad, Surface Pro 7, Galaxy Tab S6) equipped with an excellent camera. From this starting point we can make a village video two different ways:

- On the same portable device you collected photos and video clips
- On a PC or Mac desktop computer with your photos/videos transferred to it.



If you're like me, you want to your video to show off your village display, its vignettes, and animated accessories. You may want to "tell a story" or "start a story" with your photos and video clips. Especially at the busy time of year that is Christmas, you **don't want to battle** with complicated software.



If all you're going to do is make three or less videos a year, the learning curve for a new video editing software program will certainly be steep. By the time next Christmas rolls around, you will have forgotten what it was that you learned. Watch https://www.youtube.com/watch?v=o_XaJdDqQA0.

On the other hand, if you've managed during these trying times to learn how to use Zoom to stay in touch then learning how to make a video won't be nearly so frightening.

Video Editing on Your Phone vs. Desktop Computer

You can absolutely edit your videos in Apps on your phone and get a brilliant outcome! Personally, I predominantly edit on my desktop because that's how I learned and am most comfortable. But for short one-song movies like I taught my then 8-year-old granddaughter to make, there's nothing handier than your phone or tablet – <https://www.youtube.com/watch?v=oOeNp8WRvRU>.

Editing on your phone or tablet:

Pros

- It's at hand, you don't need to buy/use any other device.
- No hassle of moving footage from the phone to another device.
- You can edit quickly anywhere.
- Lots of the editing Apps include royalty free music.
- You may already have downloaded music on your device.
- Some video editing Apps are free.

Cons

- It is fiddly and small to work with!
- The better Apps aren't free.
- If you have a lot of footage to go through, it can be difficult to manage on a small screen.
- The Apps are more limited in functionality than "proper" desktop software.
- I find it hard to achieve the same "softness" on a phone compared to the desktop software.




That's it, a few thoughts on video editing. Hopefully your biggest takeaway is "**Don't let software stop you from getting going.**" Just have a go at photos and video clips, and then take the editing one step at a time, starting on your phone or tablet!

Third Party Assistance

Sometimes the best option is to **ask for help** making a video from your children or grandchildren, or a close friend – someone who appreciates your village display almost as much as you do.

Asking for help shows signs of strength, confidence, and resourcefulness. In a world where people expect problems to be solved fast, surrounding yourself with people who can help you in different situations is highly valuable.

There is nothing wrong with collaboration. In fact, it will probably turn out to be "quality time." A surprising number of YouTube and Facebook village videos were created and uploaded with family or friend help.



Smartphone/Tablet Video Editing Apps

There are Android and iOS video editing apps for seasoned professionals, nervous beginners, and everyone else in between. There are dozens of apps for video editing, and it is quite confusing as to which one you should choose.



The best video editing apps offer a selection of powerful features, within a simple interface that's easy to use on a small touch screen. They're often faster and more intuitive than desktop computer software, and they tend to be cheaper, too.

- iMovie – Quite easy, **FREE-FREE-FREE**, and powerful for iPhones and iPads (iOS) only, the best beginner video editing app.
- SlideShow Maker – Quite easy for assembling photos and video clips with transitions, pan and zoom, text and music.
- Videoshop Free – Easy for photos and video clips with lots of features available for both iOS and Android.
- Adobe Premiere Rush – More complicated and \$9.99 per month, available for both iOS and Android.

Videoshop



Here is a YouTube link for using the FREE VIDEO APP – Videoshop (5:45):

<https://www.youtube.com/watch?v=xR52eK2wP1E>.



Most smartphone or tablet video editing apps will have an upgraded version. You will see "In-App Purchases" in fine print underneath the GET button when searching in your app store. Beware of these! Also, the free version will most likely have the app's watermark placed somewhere on the finished video.

SlideShow Maker

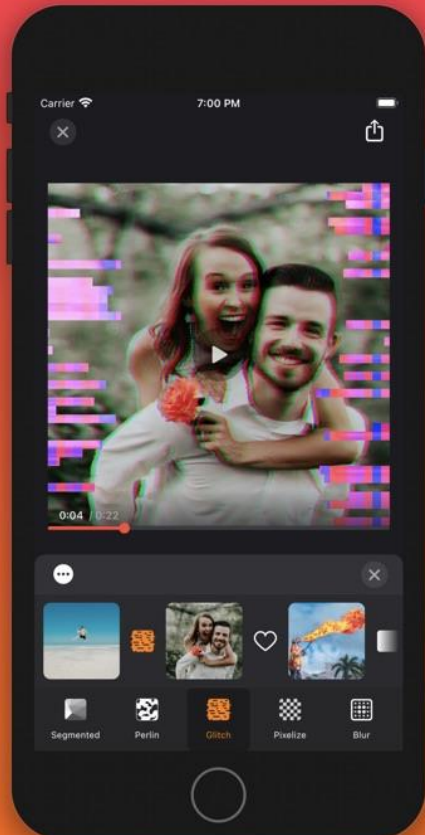


This program is easy to use but will leave a small watermark. You can combine photos, video clips, effects, and music.

Both photos and video clips can be trimmed, cut, and cropped. You can choose your transitions and styles and bring your photos to life with pan and zoom effects.

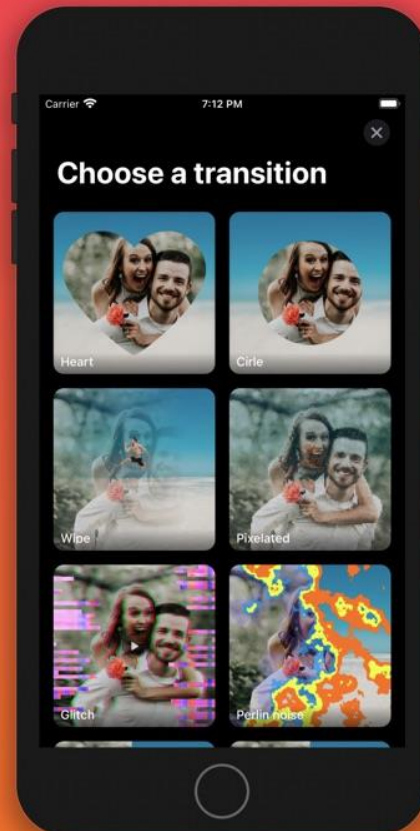
Pro Slideshow Maker

Merge Photos and Videos and Music




Mix Awesome Transitions

Stitch together your video memories



iMovie



iMovie is my recommendation for a beginner's starting point if you own an iPhone or iPad. In a later column we're going to make a short iMovie video using still pictures and short video clip. I will guide you with step-by-step instructions.

Here is a link to an article on How to use iMovie on iPhone: <https://www.macworld.co.uk/how-to/imovie-iphone-3680016/>.

For those of you that like watching better than reading, here is a nice gentle beginner YouTube link on How To Edit Video on iPhone with iMovie (2021 Tutorial) (8:02):

<https://www.youtube.com/watch?v=mUxHvRZq8a4>

Even easier than that is How to make a video slideshow on your iPhone using your Photos app:

<https://www.macworld.co.uk/how-to/make-video-slideshow-on-iphone-3665828/>



Be sure to check out all the other topnotch and timely columns on TheVillageCollector.com – Just So You Know (JSYK) by David Spears, Larry Treadwell, Brian Vaill's The Train Station, and Coach is Here by webmaster Bill Channell. Please keep visiting the Village Videos page and watch, watch, watch. There is a new batch of village videos on the 15th of each month. So many ideas, so little time... and not enough money.

In my next column on The Village Collector, we'll cover video editing software used on a laptop or desktop computer. I'll try to do better next time.

Questions, comments and/or suggestions are always welcome. You can contact me at: jpetersgolfpro@gmail.com, 419 Washington Avenue, Newport, KY 41071.